STELLENBOSCH
STELLENBOSCH • PNIEL • FRANSCHHOEK
MUNISIPALITEIT • UMASIPALA • MUNICIPALITY

Application Number: TP1398/2025
Our File Reference Number: Erf 851, Kylemore
Your Reference Number:
Enquiries: Ulrich von Molendorff
Contact No: 021 – 808 8682
Email address: Ulrich.Vonmolendorff@stellenbosch.gov.za

PER E-MAIL: [redacted]

Sir/Madam

APPLICATION FOR PERMANENT DEPARTURE ON ERF 851, KYLEMORE

1 The above application refers.

2 The duly authorised decision maker has decided on the above application as follows:

2.1 That the following application in terms of Section 15(2)(b) of the Stellenbosch Municipal Land Use Planning Bylaw 2023, on Erf 851 -Kylemore for a departure:

2.1.1 To relax the common building line from 2.5m to 0.8m to 0m (adjacent to Erf 852) for the construction of the master bedroom, sunroom and a covered stoep.

2.1.2 To relax the common building line from 2.5m to 0m (adjacent to Erf 850) for the proposed additions in the form of a lean -to roof with a braai area.

BE APPROVED in terms of Section 60 of the said Bylaw and subject to conditions of approval.

3 The approval is subject to the following conditions imposed in terms of Section 66 of said Bylaw:

3.1 The approval only applies to the proposed departure under consideration and shall not be construed as authority to depart from any other legal prescriptions or requirements from the Council or other legislation, Bylaws, or Regulations that may be applicable.

3.2 The development and building plans generally will be in accordance with the site plan/floor layout plans as referenced Drawing No. HK-KLE152508170-1, Drawn by: RCAD Architects, Dated: 08.09.2025, and attached as **Annexure B.**

3.3 The approval granted shall not exempt the applicant from complying with any other legal prescriptions or requirements that might have a bearing on the proposed use.

3.4 No stormwater may be discharged directly from the building roof onto the neighbouring property other than the adjacent public road.

4 The reasons for the above decision are as follows:

4.1 The proposal is subsequently in line with the existing land use of the property and will not have a negative impact on the character of the surrounding area.

5 Matters to be noted:

None

6 You are hereby informed in terms of section 79(2) of the Stellenbosch Municipal Land Use Planning Bylaw of your right to appeal the above decision to the Appeal Authority within 21 days from the date of notification of the above decision. Please note that no late appeals or an extension of time for the submission of appeals are permitted in terms of Section 80(1)(a) of the said By-Law.

7 Appeals must be submitted by completing the required form with the prescribed information to satisfy the requirements of Section 80(2) of the said By-law, failing which the appeal will be invalid in terms of Section 81(1)(b) of the said By-Law

8 **Appeals must be addressed to the Municipal Manager and submitted to his/ her designated official by means of e-mail at the following address: landuse.appeals@stellenbosch.gov.za**

9 Any party (applicant or other) who lodges an appeal must pay the applicable appeal fee in terms of the approved municipal tariffs and submit the proof of payment together with the appeal. The **LU** Reference number on this correspondence, or the applicable Erf/ Farm Number must be used as the reference for the payment of the appeal fee.

10 The appeal form and approved tariff structure and the banking details for the General Account can be accessed and viewed on the municipal website. For any enquiries the office can be contacted at landuse.appeals@stellenbosch.gov.za or 021- 808 8684.

11 An applicant who lodges an appeal must also adhere to the following requirements stipulated in terms of section 80(3) to (7) of the said By-law:

(a) Simultaneously serve the appeal on any person who commented on the application concerned and any other person as the municipality may determine.

(b) The notice by the applicant must invite persons to comment on the appeal within 21 days from date of notification of the appeal.

(c) The notice must be served in accordance with section 35 of the said legislation and in accordance with the prescripts or such additional requirements as may be determined by the Municipality.

(d) Proof of serving the notification must be submitted to the Municipality at the above E-mail address within 14 days of serving the notification.

12 Kindly note that no appeal right exists in terms of Section 62 of the Local Government Municipal Systems Act, No 32 of 2000.

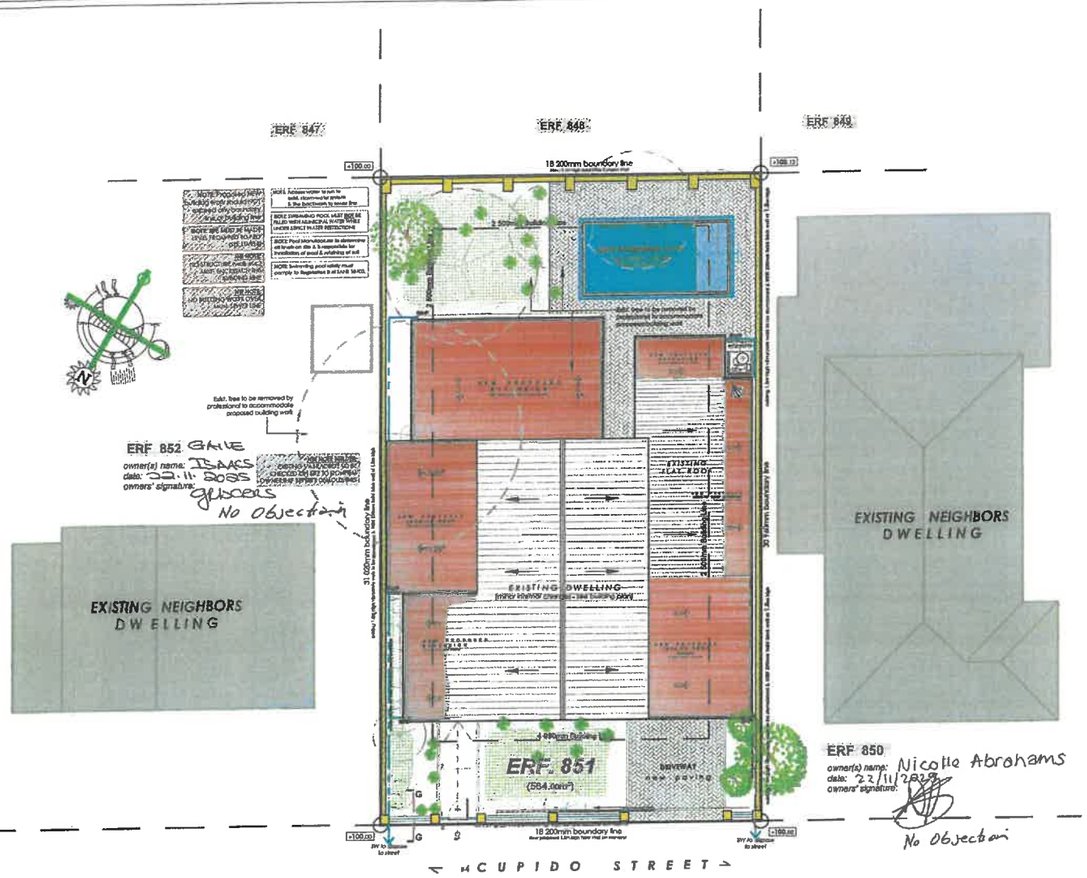
13 Kindly note the above decision in the case of any approval, is suspended, and may therefore not be acted on, until such time as the period for lodging appeals has lapsed, any appeal has been finalised and you've been advised accordingly.

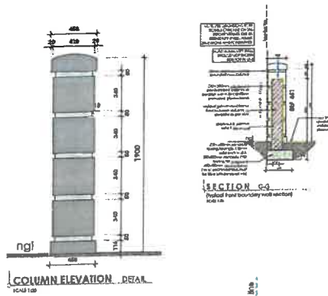
Yours faithfully

FOR DIRECTOR: PLANNING AND ECONOMIC DEVELOPMENT

16/7/2026.

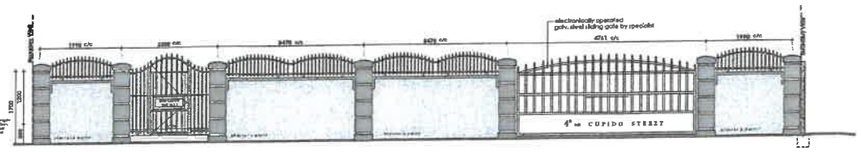
DATE


ERF 847
ERF 848
ERF 849
18 200mm boundary line
EXISTING NEIGHBORS DWELLING
EXISTING DWELLING
ERF 851
(564.0sm²)
ERF 852
owner(s) name: ISAACS
date: 22-11-2025
owners' signature:
No Objection
EXISTING NEIGHBORS DWELLING
ERF 850
owner(s) name: Nicolle Abrahams
date: 22/11/2025
owners' signature:
No Objection
DRIVEWAY
NEW PAVING
existing LAPA ROOF
existing BEDROOM 2
existing BEDROOM 1
existing LIVING ROOM
existing KITCHEN
existing BATHROOM
existing GARAGE
existing SHOWER
existing TOILET
existing LAUNDRY
existing BEDROOM 3
existing BEDROOM 4
existing BATHROOM
existing LIVING AREA
existing DINING AREA
existing KITCHEN
existing COVERED STOEP
existing SWIMMING POOL
existing PAVING
existing BRICK WALL
existing CONCRETE PALISADE FENCE
existing GATE
existing CONCRETE FENCE
existing CONCRETE FLOORING
existing CONCRETE STRIP FOUNDATIONS
existing COLUMN FOOTING
existing BRICK COLUMN
existing CARPORT TO BE EXTENDED
existing DRIVEWAY
existing GARDEN
existing TREE
existing LIGHT POLE
existing ELECTRICAL BOX
existing WATER METER
existing SEWER MANHOLE
existing STORMWATER MANHOLE
existing ELECTRICAL MANHOLE
existing TELKOM MANHOLE
existing ELECTRICAL METER BOX
existing TELKOM BOX
existing SEWER LINE
existing STORMWATER LINE
existing ELECTRICAL LINE
existing TELKOM LINE
existing OVERHEAD ELECTRICAL LINE
existing OVERHEAD TELKOM LINE
existing WATER LINE
existing GAS LINE
existing CONTOUR LINE
existing SPOT HEIGHT
existing BOUNDARY LINE
existing BUILDING LINE
existing SERVITUDE LINE
existing ROAD EDGE
existing KERB
existing ROAD
existing PAVEMENT
existing STREET LIGHT
existing TRAFFIC LIGHT
existing TRAFFIC SIGN
existing STREET NAME
existing BUS STOP
existing TAXI RANK
existing PARKING BAY
existing ROAD MARKING
existing ROAD SURFACE
existing ROAD CURB
existing ROAD GUTTER
existing ROAD SHOULDER
existing ROAD VERGE
existing ROAD MEDIAN
existing ROAD ISLAND
existing ROAD ROUNDABOUT
existing ROAD INTERSECTION
existing ROAD JUNCTION
existing ROAD CROSSING
existing ROAD RAMP
existing ROAD BRIDGE
existing ROAD CULVERT
existing ROAD TUNNEL
existing ROAD UNDERPASS
existing ROAD OVERPASS
existing ROAD FLYOVER
existing ROAD INTERCHANGE
existing ROAD CLOVERLEAF
existing ROAD DIAMOND
existing ROAD TRUMPET

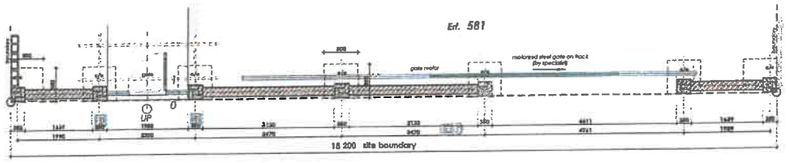


COLUMN ELEVATION DETAIL
SCALE 1:20

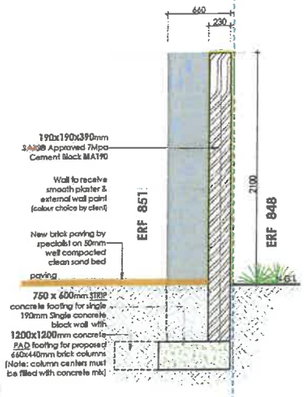
SECTION GG




TYPICAL FRONT WALL ELEVATION



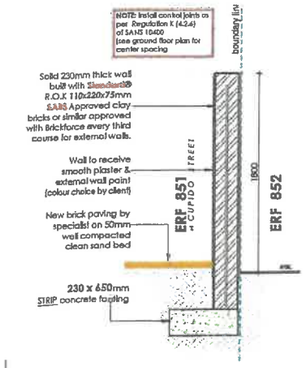
TYPICAL FRONT WALL SECTION



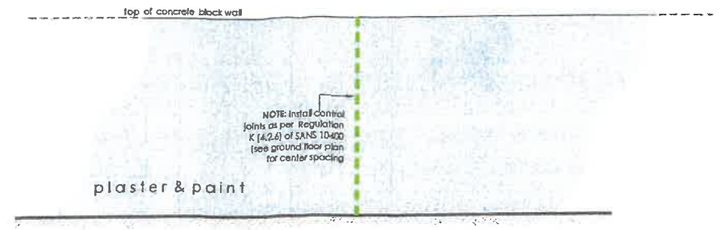
SECTION H
(solid free-standing wall)
SCALE 1:50



TYPICAL SOLID BRICK FREE-STANDING BOUNDARY WALL ELEVATION
SCALE 1:50



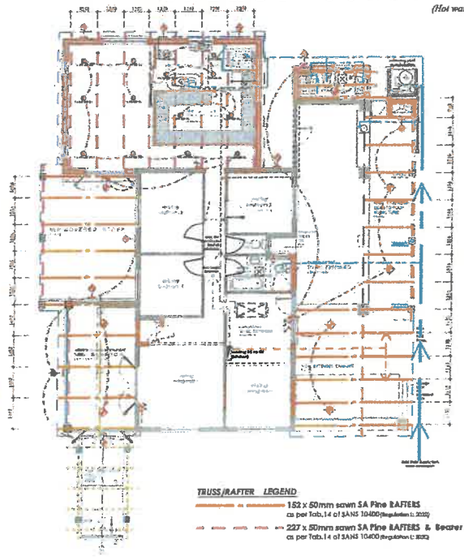
SECTION H-H
(concrete block wall)
SCALE 1:20



TYPICAL FREE-STANDING BOUNDARY WALL ELEVATION
SCALE 1:50

ENERGY CONSUMPTION CALCULATIONS

(Hot water & Electrical calculations)



GROUND FLOOR PLAN
(Hot/Cold water & Electrical Layout)
SCALE 1:100

WATER DEMAND AND CONSUMPTION: (as per part XA of SANS 10400)

POPULATION: Ref: Per Stone & associates (annexure 27.01 - 08.05 and 10.05 - 21.08 week days, that is 14 hrs in per day during the week, Week ends 42y x 6days = 252d

Assume that on weekends the house is occupied between 08:00 - 22:00. That is 14 hours per day on weekends Weekends: 105d x 14hrs = 1470 Total Hours / yr Use: = 1722 hrs

Specific Energy Demand: (48.3 x 42y / 365 + 1.6 = 5.462 / 4748 = 0.384

CONSERVATION (Code): Prep. + Daily usage / supply = SANS 10252 (11h / day) = 4 / 11.5 x 0.35 = 1.565 / day @ 60°C

REMARKS: Storage in excess of daily usage = 170 = 1.2 x 126.1 day = 151.5 hrs / day 1 day = 1 x 126.1 = 126.1 hrs water absorbed hrs/day Permitted

INSULATION REQUIRED: 50% hot water to be supplied by non-electrical metering/heating: NO NEED FOR ALTERNATIVE HEAT SOURCE - STORAGE NOT LARGER THAN 150 L; CAPABLE OF CARRYING SERVICE LOADING/LOAD DIVERSITY: "..."

a 425 hp/dwelling/other maximum metering system is greater than the 40 hours 30% switched = COMPLY

ALL HOT WATER PIPES TO BE INSULATED WITH 13 mm THICK CLOSED CELL PIPE INSULATION

INSULATION REQUIRED:

REMARKS: Selected diameters of hot water pipes: 40mm = 16L avg./m/d/m/day = 1.6L (Less than). PROVIDED: Some Stiles 9000 Series plus insulation non-combustible light weight Rockfon Diamond geyser insulation dia 3.8 x 1.50mm with angle sealed with binding tape including 13 x 20mm Diamond Duct-on pipe insulation and all hot and cold water pipes. All in accordance with the manufacturer's recommendations. Ambient = 1.8mm² k/m = COMPLY

DRAWING LEGEND
- extractor fans ducted to the outside & connected to separate switches
- 20W Ceiling Fitted Lights
- 3W LED DL
- Exist. SABS approved Distribution Board (DB)
- Position of Exist. 480ℓ Kwikrate Geyser
- Cold water supply line
- Copper / Hot water supply line
- Electrical feed

TRUSS/RAFTER LEGEND
- 152 x 50mm sawn SA Fine RAFTERS as per Tab.14 of SANS 10400 (Regulation L: 2022)
- 227 x 50mm sawn SA Fine RAFTERS & Bearer Beams as per Tab.14 of SANS 10400 (Regulation L: 2022)

WATER DEMAND AND CONSUMPTION: (as per part XA of SANS 10400)

POPULATION: Ref: Per Stone & associates (annexure 27.01 - 08.05 and 10.05 - 21.08 week days, that is 14 hrs in per day during the week, Week ends 42y x 6days = 252d

Assume that on weekends the house is occupied between 08:00 - 22:00. That is 14 hours per day on weekends Weekends: 105d x 14hrs = 1470 Total Hours / yr Use: = 1722 hrs

Specific Energy Demand: (48.3 x 42y / 365 + 1.6 = 5.462 / 4748 = 0.384

CONSERVATION (Code): Prep. + Daily usage / supply = SANS 10252 (11h / day) = 4 / 11.5 x 0.35 = 1.565 / day @ 60°C

REMARKS: Storage in excess of daily usage = 170 = 1.2 x 126.1 day = 151.5 hrs / day 1 day = 1 x 126.1 = 126.1 hrs water absorbed hrs/day Permitted

PROPOSED ADDITIONS:

New Master Bedroom	5 p	LED Downlighter	5 W = 24
New Master En-suite	11 p	Ceiling Light	20 W = 20
	4 x	LED Downlighter	3 W = 12
New Outdoor Bathroom	1 p	Ceiling Light	20 W = 20
New Bunnies	2 p	Ceiling Light	20 W = 40
All External Wall Mounted	5 p	Ceiling Light	15 W = 75
All External Ceiling Lights	1 p	Ceiling Light	15 W = 155
		TOTAL:	356 W

ALLOWED: (table 12A4.4B.3)(a) = (b) x Dwelling House insulation circumference(m²): 494.7m² x 1.42.8m² (b)(b. & c.max) = 665.8W PROVIDED: 356W which is less than 665.8W — COMPLY
Or 356W / 141.9m² = 2.51 W/m² which is less than 4W/m² — COMPLY

ENERGY CONSERVATION (as per part XA of SANS 10400)

ALLOWED: 40ℓ/day/m² x 42 = 1680ℓ/day (m²/week)
40ℓ/day/m² x 141.9m² = 5676ℓ/day

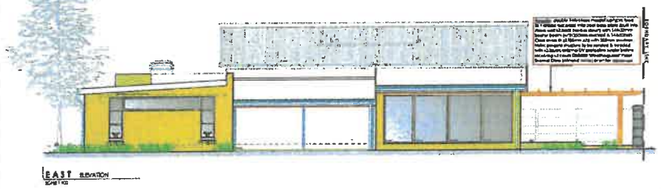
Assume lights are on for 4 hours per day / year.
(Qty watts x (Watts) x 4)/1000 = 1.424 kWh
Lamps = 79W x 18 = 1.422 kWh
(1.424kWh x 1 454h.a = 258.67 kWh.a which is less than 648.09kWh.a) — COMPLY

R-VALUE OF ROOF CALCULATION:

CLIMATIC ZONE:	4	MIN. REQUIRED TOTAL R-VALUE:	3.7m²K/W
ROOF ASSEMBLY:			
COMPONENT:			R-VALUE(m²K/W):
Standard SABS Approved® galvanized mild steel 0.58mm high tensile corrugated s-profile metal roof sheeting			0.35 m²K/W
non-combustible, lightweight foil finish sisolation (underslip)			1.95 m²K/W
Isotherm Insulation			1.38 m²K/W
6.4mm rhino board ceiling			0.04 m²K/W
TOTAL R-VALUE PROVIDED:			3.73 m²K/W

R-VALUE OF FLOOR CALCULATION:

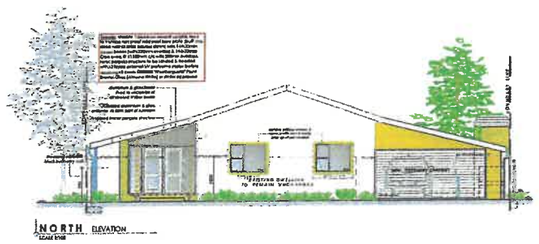
CLIMATIC ZONE:	4	MIN. REQUIRED TOTAL R-VALUE:	1.0m²K/W
FLOOR CONSTRUCTION:			
COMPONENT:			R-VALUE(m²K/W):
50mm Isoboard			1.68 m²K/W
TOTAL R-VALUE PROVIDED:			1.68 m²K/W



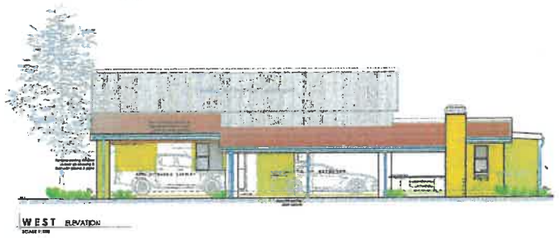
EAST ELEVATION



SOUTH ELEVATION



NORTH ELEVATION



WEST ELEVATION

PROPOSED ADDITIONS

Lintel height	1200	400	3400	2100	1200	400		900	900	900	468	2030	1322	1475
FENESTRATION SCHEDULE	2100 / 1200	2100 / 1800 Frosted PT618	2100 / 400	2100 / 1500 PT2115	2100 / 1200 PT1212	1200 / 400 PT612		2100	2100	2100	2100	831 / 2850	2100	2100
FENESTRATION NR. & QUANTITY	W1 x 1	W2 x 2	W3 x 1	W4 x 1	W5 x 1	W6 x 1	PD1 x 2 (Patio Door)	D1 - Internal Door	D2 - Internal Door	D3 - Internal Door	CW 1 x 2	CW 01 x 2	CW 2 x 4	CW 3 x 2
GLASS & FRAME DESCRIPTION	Clear Glass, Aluminium			Clear Glass, Aluminium	Clear Glass, Aluminium	Clear Glass, Aluminium	aluminium & safety glass patio door (pre-positioned hinge swing)	3mdfland® MDF Classique patterned Medium Duty / Semi-Interior Door (to receive x1 coat primer & x2 coats Dulux® Nuvite Luxurious medium sheen Enamel paint)	3mdfland® MDF Classique patterned Medium Duty / Semi-Interior Door (to receive x1 coat primer & x2 coats Dulux® Nuvite Luxurious medium sheen Enamel paint)	3mdfland® MDF Classique patterned Medium Duty / Semi-Interior Door fitted with Hillsdown® Domestic Straightaway Sliding Door (to receive x1 coat primer & x2 coats Dulux® Nuvite Luxurious medium sheen Enamel paint)	*Custom Made* Powder Coated Aluminium windows by specialist to be fully safety glass			
GLAZING PERFORMANCE VALUES	U - value: 7.9 SHGC: n/a	U - value: 7.9 SHGC: n/a	U - value: 7.9 SHGC: n/a	U - value: 7.9 SHGC: n/a	U - value: 7.9 SHGC: n/a	U - value: 7.9 SHGC: n/a	U - value: 7.9 SHGC: n/a	n/a n/a	n/a	n/a	U - value: 7.9 SHGC: n/a			
ORIENTATION	North-East	North-West	North-West	South-East	North-East	South-East	North-East & South-East				North-West			
GLAZING AREA	0.8m² window	0.8m² window	0.8m² window	1.2m² window	0.8m² window	0.4m² window	glazing area only: 1.2m²				0.8m² (of glazing areas)			

ENERGY EFFICIENCY CALCULATIONS:

BUILDING INFORMATION:

BUILDING CLASSIFICATION: H4
CLIMATIC ZONE: Zone 4
BUILDING ORIENTATION: North-East
BUILDING ENVELOPE: Dwelling House
DESIGN POPULATION: Max 2 persons per room

FENESTRATION PROVIDED DOES COMPLY WITH 80% OF FLOOR AREA: NO REGIONAL DESIGN REQ.

FENESTRATION DETAILS:

TOTAL FENESTRATION PROVIDED:

20% FENESTRATION (FLOOR AREA - FENESTRATION)		
New Bedroom:		
Window: W1	2.1	
Door: W2	3.6	
NETT Bed areas:	10.7	14.4m² (comply)
New Master Bedroom:		
Window: W3	2.1	
Door: W4	10.2	
NETT Bed areas:	10.2	22.3% (comply)
New Outdoor Bathroom:		
Window: W5	0.8	
NETT Bed areas:	0.8	9.3% (comply)

FENESTRATION OUTCOME:

NETT FLOOR AREA (m²):

Nett Floor Area (only effected by Reno):	74.00m²
+ 20% Floor Area:	14.80m²
TOTAL GLAZING AREA:	14.40m²
(excl. alum. frames)	
14.40m² < 74.00m²	(19.4%) COMPLY
Less the 20%	COMPLY

GENERAL NOTES:

- ALL NEW WINDOWS & DOORS TO BE WHITE POWDER COATED ALUMINIUM FRAMING WITH SAFETY GLASS
- ALL PROPOSED WINDOWS MUST COMPLY TO SABS STANDARDS & WITH SANS 10400 PARTS N & XA.
- NOTE: OBSCURE GLASS (ALL BATHROOMS ONLY)

X-A CALCULATIONS

(Window & Door Schedule)
Scale 1:50

No Objection
Nicole Abrahams 24/11/2025
(GALLE R. ISAACS) (No Objections) 24/11/2025

1. Contractor and Sub-Contractors to check all levels and dimensions on the before any work is commenced and any discrepancies to be reported to the Architect immediately.
2. Figured dimensions to be taken in preference to scaled measurements and large scale details supersede small scale drawings.
3. All work to be done in strict accordance with the National building Regulations SANS 10400 and all requirements of municipal and Local Authorities concerned are to be adhered to.
4. Natural light and ventilation and all openings to be provided as per SANS 10400 SANS 10400 Part O (latest) min 10% of floor area and natural ventilation min. 5% of floor area.
   - ALL GLAZING MUST COMPLY TO THE REQUIREMENTS OF SANS 10137 & SANS 10400 PART N.
   - ALL WINDOWS LOWER THAN 800mm FROM FLOOR MUST BE FITTED WITH SAFETY GLASS
5. All plan areas thicker than 1 sqm and at a height of less than 300mm from finished floor level to be safety glass.
   - ALL GLAZING MUST COMPLY TO THE REQUIREMENTS OF SANS 10137 & SANS 10400 PART N.
   - ALL WINDOWS LOWER THAN 800mm FROM FLOOR MUST BE FITTED WITH SAFETY GLASS
6. All cavities below floor level to be filled with concrete and sloped.
7. NOTE: Drawings and specifications of these drawings is ONLY responsible for the drawing of the architectural Plans/drawings & for the approval thereof by the Local Authority/municipality & will NOT be held liable when registered owner & appointed registered & qualified contractor/builder or sales have APPROVED building plan (complying with SANS 10400) & The national building regulations/ Application drawn by CASE Architecture in association with RCAD, NOT Draughtsman & Technician. All these plans will NOT be accepted by local authorities for building approval & requirements must be made by registered owner of Property or appointed contractor of Local authority.

No.	Revision	Date

RCAD
Robert Cupido Architectural Design
Swop Registered : PrSArchT 872131

Mr & Mrs Koen

Proposed
ADDITIONS & ALTERATIONS on Erf. 851, 4e Cupido street, Kylemore
- Stellenbosch -

SECTIONS AA & BB
ENERGY EFFICIENCY CALCULATIONS
XA CALCULATIONS
WINDOW & DOOR SCHEDULE
ELEVATIONS

PROJECT NO:	PD-0113-25083-AV	SCALE:	AS SHOWN
DRAWING NO:	SK-0113-25083-28	DATE:	08.09.2025
DRAWN BY:	JG	CHECKED BY:	RC
SIZE:	A3	STATUS:	RC

FOR COUNCIL

This drawing and all the information contained thereon is the property of RCAD Architecture and may not be copied or reproduced in any form without their written consent.