


Notes:
Portion A to be consolidated with Portion 10 of the Farm ZORGVLIET WEST No. 137

- Building

TN

| Scale 1:5000 @ A3 | Date: 17 April 2026 | Contours:N/A | System: WG 19 |
|---|---|---|---|

PROPOSED SUBDIVISION
REMAINDER FARM No. 127 AND CONSOLIDATION
PORTION 10 OF THE FARM No. 137
STELLENBOSCH

| Ref:SA127 | Dwg:PROP_SUB |
|---|---|

fbv
friedlaender, burger & volkmann
PROFESSIONAL LAND SURVEYORS. SECTIONAL TITLE CONSULTANTS. MAPPING CONSULTANTS

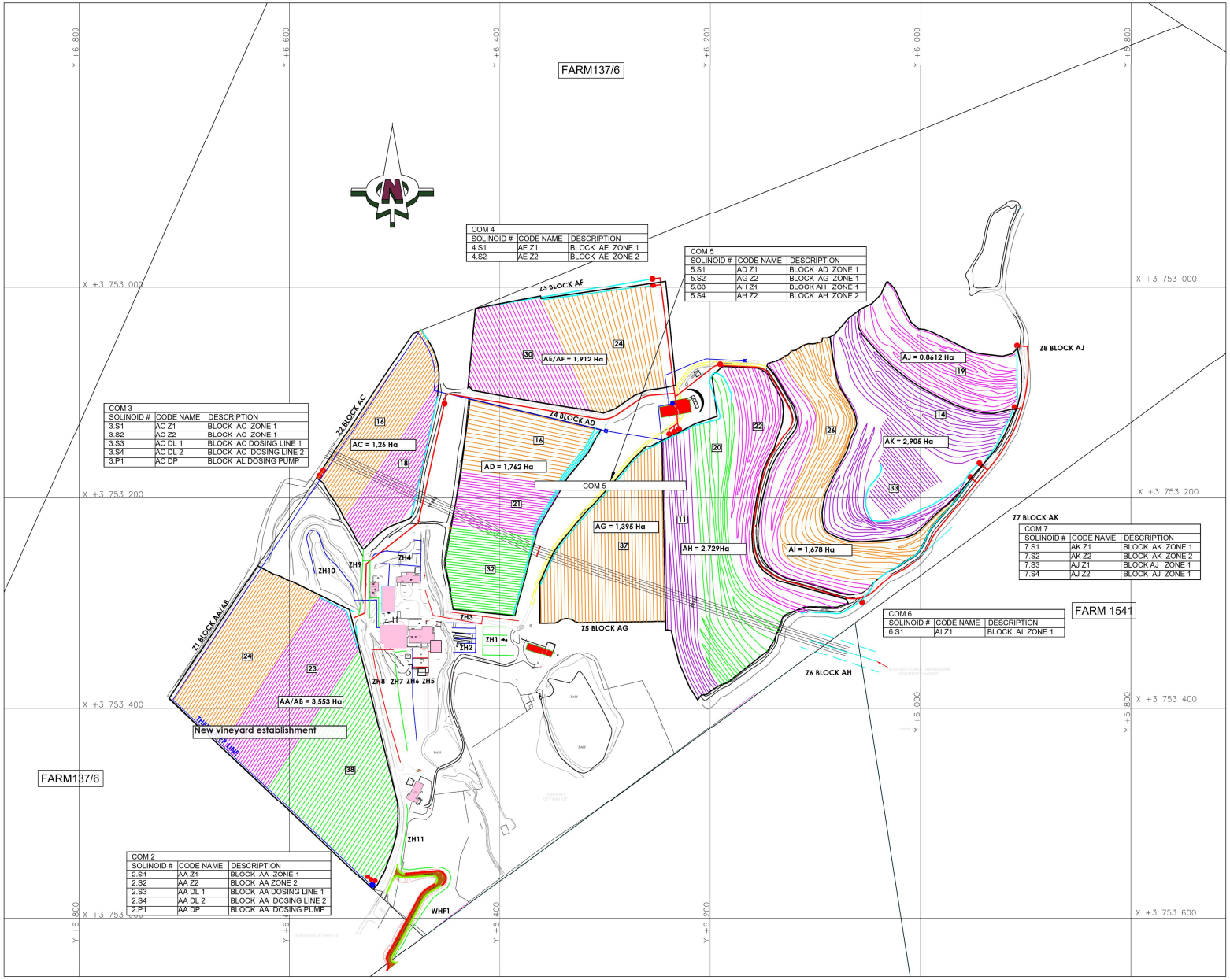


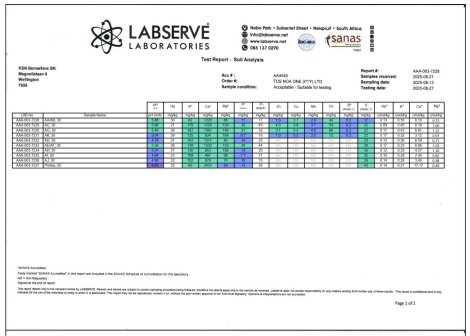
LABSERVE LABORATORIES
Test Report - Soil Analysis

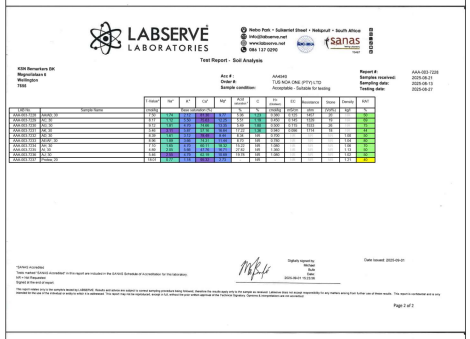
LABSERVE LABORATORIES
Test Report - Soil Analysis

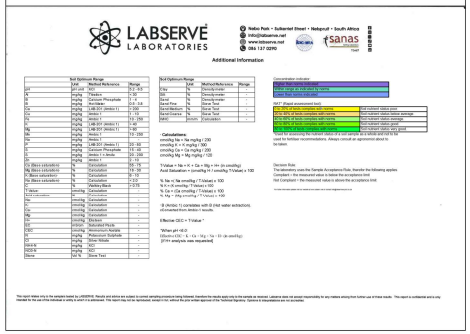
LABSERVE LABORATORIES
Additional Information

LEDGER:

| ZONE / ZONES | NUMBER OF VINES | AREA | TYPE WINE |
|---|---|---|---|
| BLOCK AA/AD | EMPTY | 3.55Ha | NEW VINYARD (2027) |
| BLOCK AC | 3635 | 1.26 Ha | CABERNET SAUVIGNON |
| BLOCK AH/AI | 10835 | 4.406 Ha | CABERNET SAUVIGNON |
| BLOCK AD | 5011 | 1.762 Ha | MERLOT |
| BLOCK AG | 3359 | 1.396 Ha | SHIRAZ |
| BLOCK AE/AF | 5000 | 1.912 Ha | CHARDONNAY |
| BLOCK AJ/ AK | 5300 | 2.905 Ha | SAUVIGNON BLANC |

Z = ZONE NUMBERS
ZH = ZONE NUMBERS HOUSE
[T] = AMOUNT OF LINES
= SOLENOID VALVE
= MAIN VALVE
= MAIN WATER LINE FEED
= SUB WATER LINES FOR ZONES
= THEEWATER LINE

| REV No | REVISION DETAILS | NAME | DATE | NOTES: |
|---|---|---|---|---|
| 01 | ADD IRRIGATION ZONES FOR MAIN HOUSE | EWH | 19/03/25 | |
| 02 | MOVE VALVES AND ADD COM DATA | EWH | 06/08/25 | |
| 03 | ADD LABSERVE LABORATORIES DATA | EWH | 09/09/25 | |
| 04 | AD ZONE SIZE CHANGED TO 1,76Ha | EWH | 29/09/25 | |
| 05 | COM's DATA UPDATED | EWH | 08/10/25 | |

MATERIAL: N/A | PART VOLUME: N/A | PART MASS: N/A | QUANTITY: N/A

SAFTRONICS
P.O. BOX 38045, BOOYSENS, 2016, GAUTENG, SOUTH AFRICA
TEL: +27 11 433-8502
FAX: +27 11 433-8531
E-MAIL: info@saftronics.co.za

THIS DRAWING AND THE DESIGN ARE THE PROPERTY OF SAFTRONICS (PTY) LTD. AND MUST NOT BE USED FOR MANUFACTURE OR PASSED TO A THIRD PARTY WITHOUT WRITTEN CONSENT.

| | | |
|---|---|---|
| DRAWN | E.W.H | 12–08–24 |
| CHKD. | | |
| APPR. | | |

PROJECT TITLE: TAS NUA
CLIENTS
DRAWING No.
PLANT ROOM - WATER RETICULATION
DRAWING TITLE:
DETAIL FOR IRRIGATION ZONES

| DRAWING No. | REV No | SCALE: | PAGE | 23 |
|---|---|---|---|---|
| FWO 047–23–PR–WR–23 | 05 | N/A | OF | 23 |

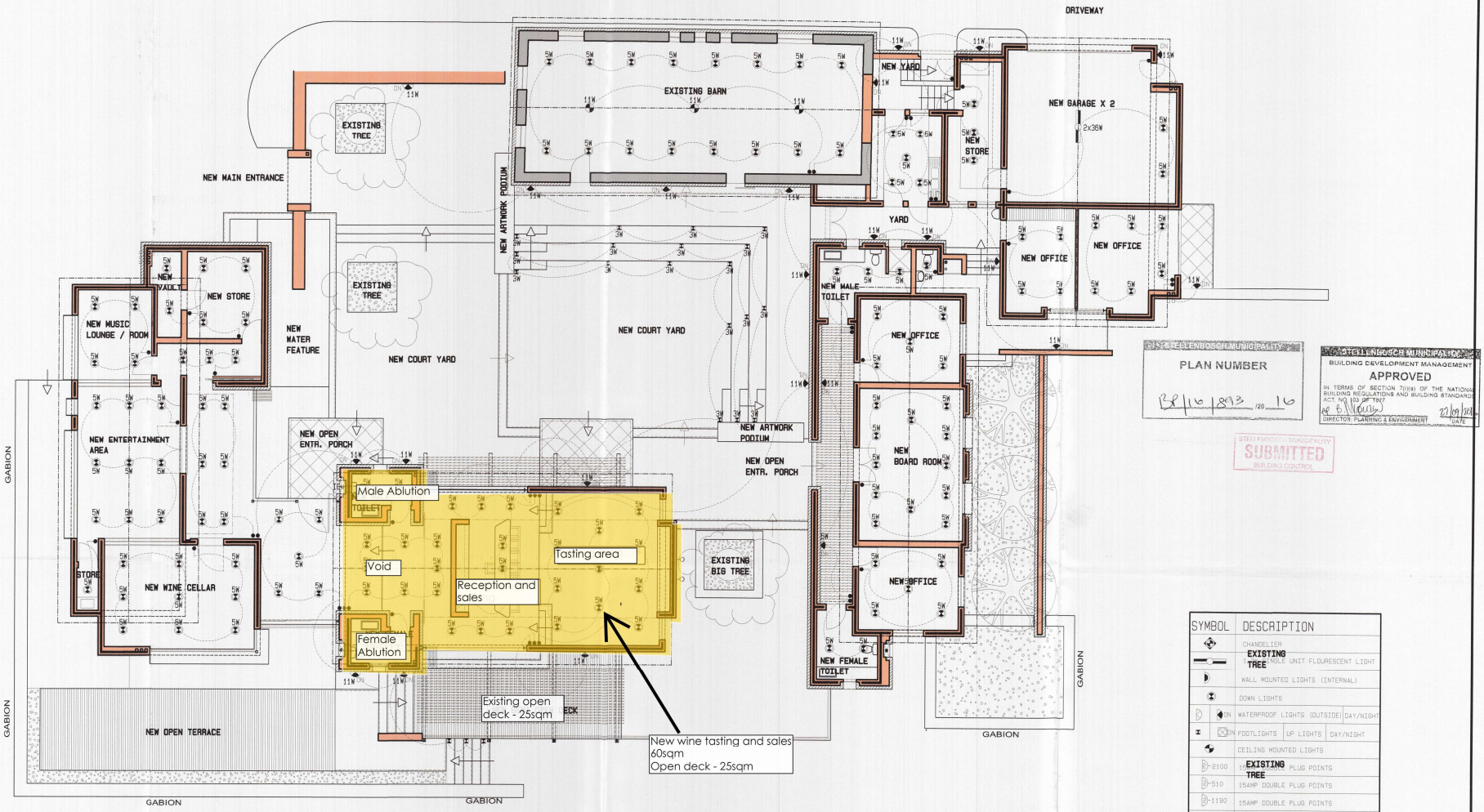


STELLENBOSCH MUNICIPALITY
PLAN NUMBER
BP/16/1893/20/16

STELLENBOSCH MUNICIPALITY
BUILDING DEVELOPMENT MANAGEMENT
APPROVED
IN TERMS OF SECTION 7(1)(a) OF THE NATIONAL BUILDING REGULATIONS AND BUILDING STANDARDS ACT NO 103 OF 1977
DIRECTOR: PLANNING & ENVIRONMENT
22/09/2016
DATE

STELLENBOSCH MUNICIPALITY
SUBMITTED
BUILDING CONTROL

| SYMBOL | DESCRIPTION |
|---|---|
| | CHANDELIER |
| | SINGLE UNIT FLOURESCENT LIGHT |
| | WALL MOUNTED LIGHTS (INTERNAL) |
| | DOWN LIGHTS |
| ON | WATERPROOF LIGHTS (OUTSIDE) DAY/NIGHT |
| ON | FOOTLIGHTS UP LIGHTS DAY/NIGHT |
| | CEILING MOUNTED LIGHTS |
| 2100 | 15AMP SINGLE PLUG POINTS |
| 510 | 15AMP DOUBLE PLUG POINTS |
| 1190 | 15AMP DOUBLE PLUG POINTS |
| 510 | 15AMP SINGLE PLUG POINTS |
| 510 | 15AMP SINGLE PLUG POINTS (WATERPROOF) |
| GEYSER 200 | 200L GEYSERS |
| | LIGHT SWITCH |
| 2 | LIGHT SWITCH |
| 3 | LIGHT SWITCH |
| | D.B BOARD |
| TV | T.V POINTS |
| I | INTERCOM POINTS |
| T | TELEPHONE AND IT POINTS |

PRELIMINARY LIGHTING LAYOUT

# GROUND FLOOR LAYOUT

SCALE 1:100


SCS ARCHITECTS

CS ARCHITECTS T/A SCS ARCHITECTS
REG. NR. 2009/197736/23
SACAP REG. NR. 2090
PROJECT ARCHITECT: ETIENNE STOLS
SACAP (PrArch) REG. NUMBER: 7296
Cnr Michelle Ave & Jochen van Bruggen str
Randhart, Alberton, 1450
PO Box 2617, Alberton, 1450
Tel: 011 869-8280 Fax: 011 869-8420
e-mail : info@scsarchitects.co.za
website: www.scsarchitects.co.za


# PROPOSED WINE TASTING AND SALES FARM 127 STELLENBOSCH TO BE CONSOLIDATED WITH FARM 137/1

| | | | |
|---|---|---|---|
| DRG No 014 | DRAWING TITLE MUNICIPAL DOCUMENTATION | PROJECT No WECHMARSHOF FARM | REV |

SKAAL
DATE Tuesday, June 14, 2016
HOWN
DRAWN KP
CHECKED ES

VISIONS / WYSIGINGS

| DATE DATUM | DESCRIPTION BESKRYWING | SIGN GETEKEN |
|---|---|---|
| | | |

DRAWING MAY NOT BE SCALED. FIGURED DIMENSIONS ONLY MAY BE USED. ALL LEVELS TO BE CHECKED ON SITE BEFORE ANY WORK IS PUT TO HAND. IF ANY VARIATIONS EXIST, THESE MUST BE REPORTED IMMEDIATELY. ALL RELEVANT CODES OF PRACTICE OF THE SABS, THE NATIONAL BUILDING REGULATIONS AND TOWNPLANNING SCHEME IN OPERATION TO TAKE PREFERENCE OVER ALL NOTES, AND IF ANY DISCREPANCIES DO EXIST, THESE TO BE REPORTED. THE ARCHITECT DOESN'T TAKE ANY RESPONSIBILITY FOR BUILDING WORK COMMENCING PRIOR TO MUNICIPAL APPROVAL OF DRAWINGS.

CONTRACTOR RESPONSIBILITY: CONTRACTORS TO ACQUAINT THEMSELVES WITH SITE CONDITIONS PRIOR TO SETTING OUT AND CONSTRUCTION. ALL DETAILS AND ANYTHING WHICH IS NOT CLEAR, MUST BE CLARIFIED WITH THE ARCHITECT TIMEOUSLY BEFORE PUTTING ANY WORK IN HAND. THE CONTRACTOR SHALL REMAIN LIABLE FOR THE SAFETY OF THEIR OWN WORKMEN, DURING THE DURATION OF THE CONTRACT. FOUNDATIONS AS PER DRAWING AND/OR ACCORDING TO THE ENGINEER'S DRAWINGS / SPECIFICATIONS.

GENERAL REQUIREMENTS WITHIN THE SABS 0400 FOR FLOORS, WALLS AND ROOFS TO BE ADHERED TO. DPM AND DPC TO BE USED WHERE NECCCCARY. GLAZING IN ACCORDANCE WITH PART N OF SABS 0400 DRAINAGE IN ACCORDANCE WITH PART P OF SABS 0400 ALL ELECTRICAL WORK TO BE CARRIED OUT IN STRICT ACCORDANCE WITH LOCAL AUTHORITY BY -LAWS AND REGULATIONS. WHERE APPLICABLE ENGINEER'S AND SUB-CONTRACTOR'S DRAWINGS AND DETAILS TO CORRESPOND WITH THE ARCHITECT'S DRAWINGS AND ANY SUBSEQUENT VARIATIONS. SCHEDULES OF WHATEVER NATURE TO BE CONSIDERED AS PART AND PARCEL OF THE CONTRACT DRAWINGS.